

NO Relæ, høj start strøm  
0-10 Vdc



NO Relæ, høj start strøm  
0-10 Vdc



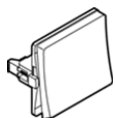
NO Relæ  
0-10 Vdc



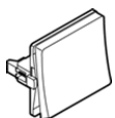
NO Relæ  
0-10 Vdc



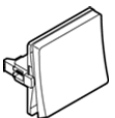
Betjeningstryk  
Lyssensor  
Bevægelsesdetektor



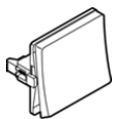
Betjeningstryk  
Lyssensor  
Bevægelsesdetektor



Betjeningstryk  
Lyssensor  
Bevægelsesdetektor



Betjeningstryk  
Lyssensor  
Bevægelsesdetektor



Basis  
Lysregulering

PLS4088

1 gruppe 3 faser  
+  
1 gruppe 1 fase



NO Relæ, høj start strøm  
0-10 Vdc



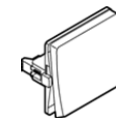
NO Relæ, høj start strøm  
0-10 Vdc



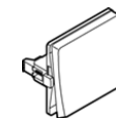
NO Relæ  
0-10 Vdc



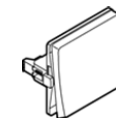
NO Relæ  
0-10 Vdc



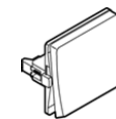
Betjeningstryk  
Lyssensor  
Bevægelsesdetektor



Betjeningstryk  
Lyssensor  
Bevægelsesdetektor



Betjeningstryk  
Lyssensor  
Bevægelsesdetektor



Betjeningstryk  
Lyssensor  
Bevægelsesdetektor

DESCRIPTION	
Lonbox PLS4088 Princip Tegning	
DATE	DRAWN BY
27-10-2004	JRO